

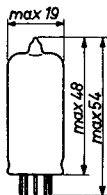
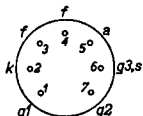
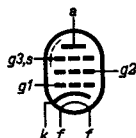
PENTODE for use as R.F. amplifier (up to 160 Mc/s)
 PENTHODE pour utilisation en amplificatrice H.F.
 (jusqu'à 160 Mc/s)
 PENTODE zur Verwendung als HF-Verstärker (bis 160 MHz)

Heating : indirect by A.C. or D.C.;
 parallel supply
 Chauffage: indirect par C.A. ou C.C.;
 alimentation- parallèle
 Heizung : indirekt durch Wechsel-
 oder Gleichstrom;
 Parallelspeisung

$V_f = 6,3 \text{ V}$

$I_f = 0,2 \text{ A}$

Dimensions in mm
 Dimensions en mm
 Abmessungen in mm



Base, culot, Sockel: Miniature

Capacitances
 Capacités
 Kapazitäten

$C_{g1} = 4,5 \text{ pF}$

$C_a = 6,5 \text{ pF}$

$C_{ag1} = 0,007 \text{ pF}$

Typical characteristics
 Caractéristiques types
 Kenndaten

$V_a = 250$	250	V
$V_{g2} = 150$	200	V
$V_{g3} = 0$	0	V
$V_{g1} = -0,65$	-2,5	-28 V
$I_a = 8,0$	8,0	- mA
$I_{g2} = 2,0$	2,1	- mA
$S = 2,5$	2,5	0,005 mA/V
$\mu_{g2g1} = 30$	30	-

Limiting values
Caractéristiques limites
Grenzdaten

V_{ao}	= max.	300 V
V_a	= max.	250 V
W_a	= max.	2,5 W
V_{g2o}	= max.	300 V
V_{g2}	= max.	250 V
W_{g2}	= max.	0,6 W
I_k	= max.	12 mA
R_{g1}	= max.	1 M Ω
V_{kf}	= max.	100 V
R_{kf}	= max.	20 k Ω

PHILIPS



*Electronic
Tube*

HANDBOOK

page	EF92 sheet	date
1	1	1953.11.11
2	2	1953.11.11
3	FP	1999.06.29